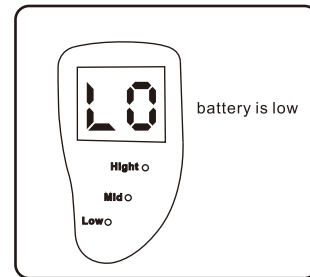




7. The record will remain 3 minutes after the test until the instrument power off. (The instrument will shut down 3 minutes later automatically)



※When “LO” is displayed on the screen, it indicates that the power is low and please change the battery.



V. Maintenance

1. Keep the Pulp-Tester clean and store it somewhere dry and clean when the instrument is left unused for a long time.
2. Do not take apart the instrument at random. Please contact the manufacturers or the local dealers in case quality problem is discovered.
3. Parts like stainless electrode and test probe which have direct contact with the patient should be sterilized by autoclave each time after used, The sterilization time depends on the sterilization temperature (at 121°C ,at least 20 minutes and at 132°C/134°C at least 5 minutes). The crust of the instrument and the wire should be disinfected by the ethanol (75%) each month.

VI. Technology service

Our company is responsible for product and technology service. Our technical section will offer you technical instruction when technical problem occur.

VII. Guarantee

C-PULSE is guaranteed for 12 months from the date of purchase. The accessories (test wire, test probe etc.) are not covered by warranty.

The guarantee is valid for normal usage conditions. Any modification or accidental damage will render the guarantee void.

We will repair or replace, at its option, a defective unit. This warranty is in lieu of all warranties of merchantability, fitness for purpose or other warranties express or implied. We do not accept liability for any loss or damage, direct, consequential or otherwise, arising out of the use of or the inability to use the product herein described.

VIII. Specification & technical index

1. Input voltage: DC 9.0V
(Size 9.0V Alkaline battery)
Output voltage: 80V (Peak value)
Output current: 90mA
2. Working voltage: DC 6.0—10V
3. Safety classification: Inner power supply, type B, running for a short time
4. Size: 186×38×24mm
5. Net weight: about 220g


IX. Transportation & Storage

1. Ambient temperature: -40~+55°C
2. Relative humidity range: no more than 90%
3. Atmospheric pressure: 86-106kPa

X. Mark illustration

== Direct current

 Type B equipment

 Caution! Please read the instruction

 WEEE

 Certified to MDD93/42/EEC

PULP TESTER

C-PULSE Usage Manual

*Thanks for applying the Pulp Tester. For the sake of safety and efficient use of the product, please read this manual first.

CONTENT

I. Security caution

II. Standard Configuration

III. Intended use & Figures

IV. Method of application

V. Maintenance

VI. Technology service

VII. Guarantee

VIII. Specification & technical index

IX. Transportation & Storage

X. Mark illustration

I. Security caution







Warning: Before use, please read the security instruction carefully for which is able to facilitate the users to make good use of this product.

1. Please read manual before operation.
2. Like all of the other electric facilities, this machine has an electromagnetism disturbance. When there is a patient who is using the cardiac pacemaker, or there is an electronic operation, please don't put the machine around.
3. Do not collision this instrument with something solid.
4. Please install the battery relatively with the exact position of "+" & "-". Please take off the battery in the event of long time not use or long-distance transit.
5. Apply batteries that meet the standard regulated by the nation as well as by this instrument.
6. Any modification to the product may act against the security regulation and do harm to the patient. Any modification without authorized cannot enjoy any commitment and guarantee.
7. This instrument only gives permission to professionals under the guide of the instruction.

1

II. Standard Configuration

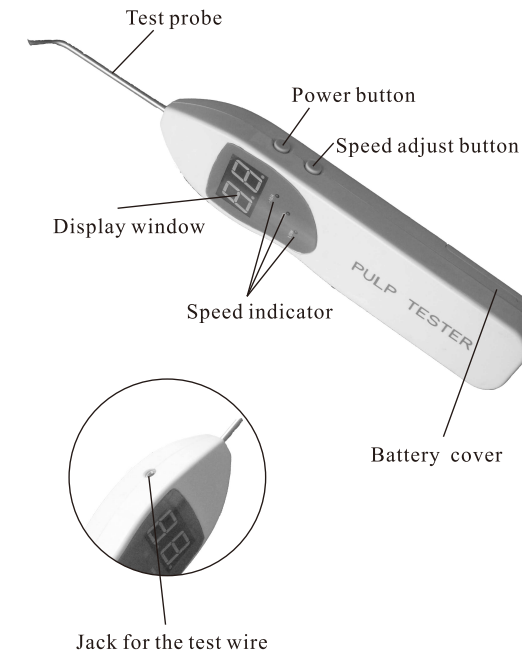
Before use, please check the exact contents of the new instrument:

NO.	Poto	Part
1		Main unit
2		Test probe (longer & shorter)
3		Test wire
4		Stainless electrode
5		Battery
6		Usage manual

2

III. Intended use & Figures

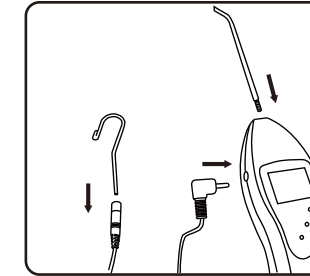
The Pulp Tester is a kind of instrument that produces pulse current, and makes electric stimulation to the tooth nerve, and record the reacting value the nerve to the electric stimulation in order to estimate the livingness of the nerve. It mostly assures the precision of the dentist's judgment to the tooth nerve of the patient.



3

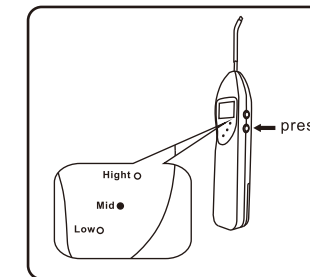
IV. Method of application

1. Select proper test probe according on the position of the tooth before use, and then connect it to the instrument. Besides, connect the test wire with the stainless electrode and insert the test wire in the instrument as well.



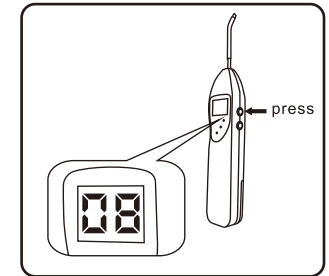
2. Segregate the tooth from saliva completely and blow and dry the surface in order to avoid stimulating current from transmitting through the gum. And especially ensure that the neighboring points are dry.

3. Hang the stainless electrode by the any side of the patient's mouth. The dentist should select proper speed threshold based on different needs. (Press the speed adjust button for speed selection, correspondingly High for High speed; Mid for Middling speed and Low for Low speed.)



4

4. First smear a little electric glue or toothpaste on the surface where the test probe touches the tooth and press the power button, then put the test probe on the bite maxillofacial or on the position of one third of buccal surface tangential. Here, the circuitry is linked. The beeper rings while the number on the screen increases.



5. When the patient has a feeling of acerbity, paralysis or pain, the dentist should takes the test probe away from the tooth and also note down the number which is the threshold-value of the tooth.

6. The max value displayed on the screen is 80. The number ranging from 0 to 40 with the feeling of acerbity, paralysis or pain is estimated as alive pulp. While the number ranging from 40 to 80 without reaction is estimated as partial necrotic. And when the number reaches 80 without reaction, the pulp is considered as dead.

5